

Zhejiang Enjoyor Electronics Co., Ltd.

223 1 1

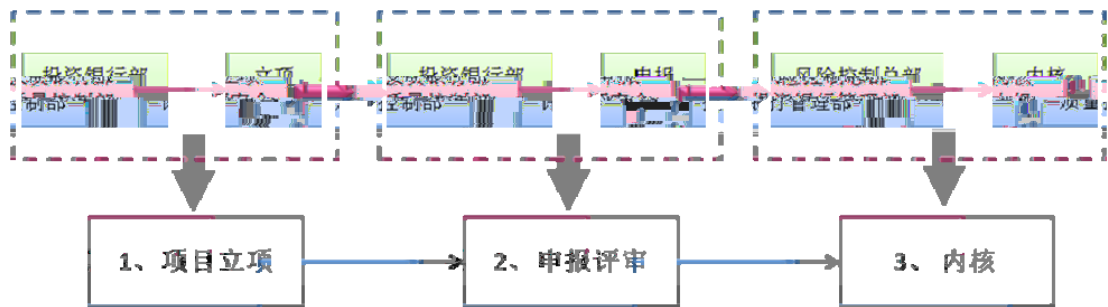
ENJOYOR[®]



海通证券股份有限公司
HAITONG SECURITIES CO., LTD.

.....	2
.....	3
.....	3
.....	3
.....	5
.....	5
.....	8
.....	10
.....	12
.....	12
.....	12
.....	41
.....	47
.....	47

“ ” “ ” “ ”



“ ”

1

2

3

“ ”

1

2

3

1

2

3

4

5

:	2008	1	7
:	2008	1	12
:			7

:	
:	
:	

:	2007 7 1 —2008 10 31
	2007 11 6 —2009 5 8
:	2008 10 14 —2009 6 25
:	2009 7 20 —2009 7 24

2007 7 1

“ ”

“ ” “ ”

4 11 7 4
4 2009 4 27 4 29 1 4

2 4 8 6
3 1 1
1

3

(1)

(2)

(3)

(4)

(5)

		23	17		6
15				4	4
		4		5	
		7		7	
4			2		1

2009 7 22

2008 1 12

“

”

1 17,002

2

1

"

"

(1)

2007
1,794.05

260

2006 1 2007 12

2005	12	31					—	1,364,735.63
	2006	1	1	2006	12	31		6,000,000.00
	2006	1	1	2006	12	31		1,360,218.80
2006	12	31					—	6,004,516.83
	2007	1	1	2007	12	31		11,337,346.01
	2007	1	1	2007	12	31		-598,637.16
2007	12	31					—	17,940,500.00

2006 1 1 2006 12 31 2

1

2006	12		3,700,000.00	
2006	12		2,300,000.00	

2006	10	-1,360,218.80	
		4,639,781.20	

2007 1 1 2007 12 31 6

2007	6	664,346.01	
2007	6	113,000.00	
2007	12	598,637.16	
2007	8	5,000,000.00	
2007	8	3,000,000.00	
2007	12	2,560,000.00	
		11,935,983.17	

2006 12

204,816.60 2007 1

2005 12 31 1,364,735.63

2006 12 2 6,000,000.00

2006 10 1 1,360,218.80 2006 12

31 6,004,516.83 2007 6 2007

12 6 11,935,983.17

2007 12 31 17,940,500

2008 1 2008 12

2008 12 23 2009 1

2009 9 15 2007 11

2008 12 87.93 2009 9

24 2006 1 2007 11

24.30

(2)

1

2

2 2 7 8,017.98
2,165

2,165 2007 Z6199 4,259 3
2 2 2 2
1,148.73 2,165 2,700 /

1 2006 9 21 27,829

40,818.12 9820
2,405.79 /

2 2007 8 20,225

36,386 10,096.5
2,774.83 /

2007 Z6199 2 2 2,165

2007 11 2008 12

2007 5 31

2008 6 3

2008 12 23

(08624710)

2009 3 24

(

2009 000048

2008

6

2008 9

2 2

7 550

2010 10 1 6

2 4

5

6

1

7

2007 11

2007 12 31

1,794.05

2008 12

2007 11 1

2007 11 2008 12

1

(1)

(2)

2006	2007	2008	2009	6	30
754.86	3,141.45	5,785.29	11,850.25		
	8.42%	14.66%	16.04%	28.73%	

1

A

B

20%

95% 5%
1-3

	2009 1-6 /2009-6-30	2008 /2008-12-31	(%)	2007 /2007-12-31	(%)	2006 /2006-12-31
	19,795.62	34,911.22	85.45	18,825.35	69.14	11,130.34
	11,850.25	5,785.29	84.16	3,141.45	316.16	754.86
	-	16.57%	-	16.44%	-	6.78%

316.16% 2008 2007 2006
69.14% 84.16%
85.45% 2007 2008 2006
2007 2006

C 2009 1-6
2008

D

2

A 2006 12 31 5

	1,461,642.40	1
	1,298,164.54	1
	535,169.40	1
	420,000.00	1
	310,996.00	1

B 2007 12 31 5

	4,523,772.26	1
	4,458,700.00	1
	3,325,140.00	1
	1,239,786.00	1
	1,298,164.54	1
	916,000.00	1-2

C 2008 12 31 5

	5,054,704.00	1
	4,700,000.00	1
	4,436,892.26	1-2
	4,063,546.50	1
	2,685,849.56	1

D 2009 6 30 5

	19,634,140.07	1
	11,414,541.40	1
	10,725,146.00	1
	5,941,000.00	1
	4,044,153.66	1

2009 6 30 12,546.37
696.12 11,850.25

3

IT

	1	1-2	2-3	3-4	4-5	5
	5%	20%	40%	60%	60%	60%
	5%	20%	30%	50%	80%	100%
	5%	20%	30%	50%	80%	100%
	5%	10%	10%	10%	10%	10%
	2%	10%	20%	40%	80%	100%
	5%	20%	50%	80%	100%	100%
	4.57%	15.71%	28.57%	48.57%	65.71%	81.43%
	5%	10%	20%	50%	50%	100%

90%

1

,

2007

2006

2

(1)

(2)

1

	2009-6-30	2008-12-31	2007-12-31	2006-12-31
()	60.78%	61.00%	60.95%	68.36%
	1.58	1.53	1.62	1.38
	1.07	0.94	1.18	1.06
	2009 1-6	2008	2007	2006
	2,279.32	4,062.74	2,602.51	1,215.29
	15.26	20.27	38.69	18.76

A

B

C

D

E

2

IT

A

	2009-6-30	2008-12-31	2007-12-31	2006-12-31
	44.77%	46.85%	48.39%	53.83%
	27.41%	27.85%	37.81%	31.02%
	55.21%	53.69%	51.28%	49.17%
	57.72%	50.27%	46.85%	32.07%
	52.89%	60.59%	61.34%	63.27%
	29.22%	27.77%	32.69%	43.46%
	46.87%	46.88%	48.56%	48.74%
	60.78%	61.00%	60.95%	68.36%

B

	2009-6-30	2008-12-31	2007-12-31	2006-12-31
	2.21	2.11	2.04	1.81
	2.46	2.76	2.15	2.65
	1.68	1.71	1.76	1.80
	1.31	1.28	2.24	2.38
	1.23	1.14	1.11	1.14
	3.06	3.20	2.86	2.11
	1.93	1.96	1.95	1.90
	1.58	1.53	1.62	1.38
	2009-6-30	2008-12-31	2007-12-31	2006-12-31
	1.39	1.31	1.14	0.88
	1.42	1.29	1.46	1.43
	1.74	2.04	1.75	2.40
	1.18	1.16	2.09	2.18
	0.86	0.84	0.80	0.82
	1.59	1.70	1.97	1.10
	1.32	1.33	1.47	1.41
	1.07	0.94	1.18	1.06

"

"

1

(1)

(2)

	8,000	8,000		---	
	4,000	4,000		2	2009 9
	3,500	3,500		2	2009 11
BRT	1,502	1,502		2	2009 10

	17,002	17,002			
--	--------	--------	--	--	--

1

BRT

2 2

1,502

2

(1)

(2)

1

A

a

" "

b

I

2003

2010

2010

2006

5 8

II

"

"

III

		2008		2008
		12,218		2003
2010			1-3%	
1%	2008		120	CCID 2008-2009
	IT		2008	
	96.4		0.79%	
2006		10,488	2007	11,289.5
2008		12,218		8 %
			10%	2011
		16,262		178.88

	2008	2009	2010	2011
	-	10%	10%	10%
	12,218	13,440	14,784	16,262
	0.79%	0.90%	1.00 %	1.10%

()	96.40	120.96	147.78	178.88

B

a

I

2006

“ ”

II

i

2008 172

<

2008 1 1

>

ii

GIS

GPS

iii

2007
IT
93.29%

82.38%

“2007

”

“

”

b

CCID 2008 2009 IT
 2008 IT 48.5
 2007 23.7% 2009—2011 IT
 2011 93.3

IT

	2009	2010	2011
	59.2	74.8	93.3
	22.2%	26.4%	24.7%

3

(1)

(2)

1

A

a

I

II

1%-5%

1-6

10%

30-40%

1	2008-02-25		2,011.27
2	2008-06-13		3,350.61
3	2008-07-25	-	1,351.68
4	2008-08-18		3,040.00
5	2008-09-04	GIS	1,075.18
6	2008-11-13		1,148.80
7	2008-12-01		1,364.00

III

i

ii

iii

95%

5%

IV

5%

1-3

b

“

”

1.5

30%

B

2009 1-6

1,000

22,192.13

C

2008 2007

85.48% 69.14%

D

b

56,000
300
84,000
30%
2009
2010 2011
1,000
ITS
60,000
200,000
60,000
30%

	2008	2009	2010	2011
	45,000	60,000	90,000	135,000
	30,000	45,000	67,500	100,000

B

100,000

2006-2008

a

2006-2008

12%

	2006	2007	2008	
	10,876.00	19,143.00	35,000.00	21,673.00
	2,500.00	7,000.00	13,200.00	7,566.66
	500.00	500.00	2,000.00	1,000.00

	200.00	300.00	1,000.00	500.00
	300.00	2,200.00	2,700.00	1,733.33
	1,500.00	4,000.00	7,500.00	4,333.33
	1,900.00	6,950.00	6,350.00	5,066.66
	100.00	4,100.00	4,300.00	2,833.33
	-	650.00	200.00	283.33
	1,800.00	2,200.00	1,850.00	1,950.00
	600.00	50.00	6,850.00	2,500.00
	0.06	0.01	0.20	0.12

b 2009-2011

	2009	2010	2011	
	56,000.00	72,800.00	94,640.00	223,440.00
	60,000.00	78,000.00	101,400.00	239,400.00
	84,000.00	109,200.00	141,960.00	335,160.00
	200,000.00	260,000.00	338,000.00	798,000.00

c 2009-2011

30%

	2009	2010	2011	
	16,800.00	21,840.00	28,392.00	67,032.00
	18,000.00	23,400.00	30,420.00	71,820.00
	25,200.00	32,760.00	42,588.00	138,852.00
	60,000.00	78,000.00	101,400.00	239,400.00

d 2009-2011

12%

	2009	2010	2011	
	2,016.00	2,620.80	3,407.04	8,043.84
	2,160.00	2,808.00	3,650.40	8,618.40
	3,024.00	3,931.20	5,110.56	16,662.24
	7,200.00	9,360.00	12,168.00	28,728.00

e 2009-2011

30%

	2009	2010	2011	
	604.80	786.24	1,022.11	2,413.15

2007 9 28

2005

2006

B

1

C

D

E

2008 3 15

F

11

4

6

5

2

"

"

"

" 2,220

44.4%

300

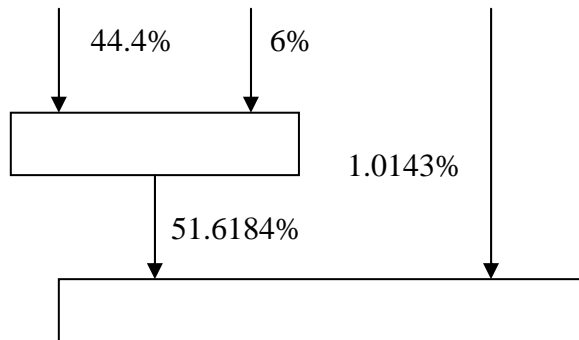
6%

3,097.10

51.6184%

60.86

1.0143%



"

”

3

1997 12

5

" 2008 11 15

2 7 7

"

2		
		/ /
	07.10.01--09.09.30	17.7
	07.05.01--10.04.30	23.4
	07.06.01--10.05.31	16.8
	06.11.01--11.11.30	19.2
	07.04.15--13.04.14	12.0
	07.04.15--10.04.04	17.4
	07.07.01--10.06.31	12.9
	07.05.15--10.05.14	18.0
	09.03.01--11.02.28	20.7
	08.12.01--11.11.30	23.7
	09.07.01--12.06.30	21.6

18.49 / / 23.7 / / ,
12.0 / /

2008 11 15

2 7 7

1092.92

2009 1 1

2010 1 1

12.0-12.9 / /
13.5 / /

177,053.04

5%

2 2

6

6

1100

1800

1800

2003 4 11

1800

1

1

1

:

20,017,385.67

2002 108

" 20,942,964.69

20,017,385.67 925,579.02

20,017,385.67

"

2003 4 11

"

" 20,017,385.67

2

		180	1999.10.13	2000.5.12
		560	2000.1.16	2000.6.23

		550	2000.3.14	2000.8.16
		185	1998.12.21	1999.6.7
		300	1998.12.31	1999.6.11
		300	1998.10.9	1999.4.10
		300	1998.12.31	1999.7.22
		300	1998.10.20	1999.10.19
		2675		

2000 6

2000 6

"

2002 12 20
 2,675 1,031.84 "

3

"

284

400

"

2000 6

2 1800

1

2,001.738567

1800

,

2

1,800

1 2003 5 30

3-1-2-50

20 600 2 2003 12
2004 12 20 600 3 600

3 1800

2

1

1 2000 6

2 2002 10

3 2003 1 28

1800 ,

72%

4 2003 3 19

5

[2003]44

5 2003 4 11

2

1 1999 7 8

“

”

2

3

72%

1800

3-1-2-52

72%

28%

1

1998 11 8

([1998]27)

[1998]27

1998 11 25

[1998]562

" ()

“ ”

.....

"

2

2003

1 2002 10 9

2002

108

2 2003 4 11

72%

3 2003 4 12

4 2003 5 12

5 2003 5 20

3

2002 10 9
108

2002

2002 8

31

2002 8 31

-6,972,415.42

2003

2002 8 31

-6,972,415.42

1800

2009 9 10

2003

72%

4 ((2009) 1316)

“

2009 6 30

”

5 ((2009) 1318)

“

”

()

(本页无正文，为《海通证券股份有限公司关于浙江银江电子股份有限公司首次公开发行股票保荐工作报告》的签字盖章页)

项目协办人签名:



赵慧怡

2009年9月24日


保荐代表人签名:



姜诚君

2009年9月24日


保荐业务部门负责人签名:



张卫东

2009年9月24日

内核负责人签名:




任澎

2009年9月24日

保荐业务负责人签名:



保荐机构法定代表人签名:



王开国

2009年9月24日

